

2017 86



The legend comes home. The 2017 Toyota 86.

For decades, icons like the 2000GT, Sports 800 and AE86 Corolla have cemented Toyota's enthusiast cred, earning accolades on the racetrack and respect on the streets. We took this performance DNA and mixed it with modern-day, race-proven engineering to create our purest sports car yet — the 2017 Toyota 86. The successor to the legendary AE86 *Hachi Roku* Corolla, the latest 86 epitomizes everything a sports car should be. Its lightweight body helps extract each ounce of performance, and the Rear-Wheel Drive chassis and dynamic handling helps you attack those corners on track day with confidence. It's time to celebrate driving. Let's fire it up.

86 shown in Ablaze and Oceanic.

PERFORMANCE/HANDLING



86 shown in Ablaze and Oceanic.

Born on the track. Bred for the streets.

To be quick, one has to be balanced. Each facet of performance — speed, braking, handling — needs to unite in harmony in order to deliver maximum thrills. And with the 2017 Toyota 86, each aspect was carefully engineered to unite driver, car and road. Smart design and cutting-edge materials help make the body of 86 light and strong, helping boost efficiency and overall performance. This design also places the 2.0-liter Boxer engine low to the ground, helping optimize the center of gravity and front/rear weight distribution. It's a platform built for racing, but still civilized on the streets, and it gives you the best of all worlds. The road is calling — let's go.



SPORT-TUNED SUSPENSION

The 2017 86 features a revised sport-tuned suspension designed to sharpen turn-in and enhance grip over uneven surfaces, enabling you to carve those corners with surgical precision. And when the drive calls for calmer inputs, like when cruising in the city, this suspension is supple enough to let everyone ride in total comfort.



BODY-STRENGTH REINFORCEMENT

Intelligent use of high-strength materials, additional spot welds and advanced construction techniques help reinforce the body strength of 86. And with this strength comes improved body rigidity, which helps reduce unwanted noise, harshness and vibration. Better yet, this strength also works as a performance enhancer, giving 86 exceptional acceleration, braking and handling capabilities.



VEHICLE STABILITY CONTROL¹² WITH TRACK MODE

When on a racetrack, the Vehicle Stability Control (VSC) with Track Mode helps you push the limits of performance. When in Track Mode, this system allows you to approach the handling limits of 86 before the VSC kicks in, after which the system helps to gently nudge you back on your desired driving line.

PERFORMANCE/POWER



86 shown in Oceanic.

The hustle behind the moves.

86 is now more powerful than ever, with its high-tech Boxer engine delivering up to an impressive 205 horsepower and 156 lb.-ft. of torque in manual transmission versions. And with a 7200 rpm redline, the thrills build with the revs. A close-ratio 6-speed transmission comes standard, giving you quickness off the line and the power you want in the corners. For the driving purist, the standard manual transmission gives short, precise throws for a driving experience like no other. And for those who prefer two pedals, the available 6-speed Electronically Controlled automatic Transmission with intelligence (ECT-i) features race car-inspired paddle shifters mounted on the steering wheel. So no matter your preferred driving style, you're always in control.



BOXER-FOUR ENGINE

Powering 86 is a potent 2.0-liter flat-four engine. With compact packaging, this engine sits low in the chassis for optimal balance. It's got some muscle too, with manual transmission cars featuring an optimized power curve, 205 horsepower and 156 lb.-ft. of torque. In the automatic-equipped 86, this engine pumps out 200 horsepower and 151 lb.-ft. of torque.



VSC¹² – FULL-OFF MODE

Designed for track days, 86's unique Vehicle Stability Control (VSC) sport tuning allows the driver to shut off all stability assists. When on a racetrack, this Full-Off Mode prevents the VSC from kicking in, putting the driver in full control.



HILL START ASSIST CONTROL¹⁵

Every 86 comes standard with Hill Start Assist Control (HAC). This convenient technology helps to keep the vehicle from rolling backward when switching from brake to accelerator on an incline.



Form inspired by function.

Long hood. Short rear deck. The standard in sports car design. With a heritage directly linked to iconic Toyotas like the 2000GT, the 2017 86 brings a stylish new twist to this timeless profile. Its sculpted shape has been expertly crafted to help give this ride a wind-cheating drag coefficient of just .29 Cd. The restyled front chin spoiler and integrated canards help keep the front end firmly planted to the ground for sharpened turn-in and response. Available LED fog lights seamlessly integrate into the refreshed front bumper for even more light. And with the functional rear diffuser, 86 shows off its performance pedigree from every angle.



LED LIGHTING

Updated lighting front and rear amplifies the cutting-edge style of 86. Up front, the headlights feature new LED Daytime Running Lights (DRL) — a unique light strip that gives 86 a bold, signature look. And in the rear, LED lighting helps take the taillights to a whole new level of cool.



FENDER TRIM

New vortex generators on the fenders help control turbulent airflow, enhancing the stability of 86. These also work to keep the front end planted firmly to the ground, so you can stay connected to the road.



CHROME-TIPPED DUAL EXHAUST

When you got it, flaunt it. 86 shows off its performance cred with a chrome-tipped dual exhaust. This cat-back exhaust system is constructed from high-grade stainless steel and features mandrel bends for smoother airflow, helping optimize performance.

SPORTY INTERIOR



86 interior shown in Black Granlux.

Where driver and car become one.

Go ahead, take the long way — the cabin of 86 brings plenty of comfort to every journey. New Granlux trim wraps accents on the dashboard, door panels and upper-seat bolsters to bring a sense of sophistication. Aluminum sport pedals and sport gauges with a large center tach further drive home 86's commitment to performance. Standard tech includes a large 7-in. touch-screen display, backup camera,² Bluetooth^{®10} connectivity and the Display Audio system. It all makes for a cabin that better connects you to your drive.



STEERING WHEEL WITH AUDIO CONTROLS

The new ergonomic, leather-wrapped steering wheel feels great in your hands and, with its smaller diameter and quick-ratio steering, feels amazing in the corners. New integrated audio controls give you easier access to your music, so you can stay in control of it all.



SPORT SEATS WITH SILVER-LIKE STITCHING

Deeply bolstered front seats help hold you in place when the roads get twisty. Granlux trim on the upper-seat bolsters provides extra grip and an added sense of comfort and luxury. And stunning, silver-like accent stitching further enhances the premium feel.



REAR FOLDING SEATS

Folding down the standard 60/40 split rear seats opens up a large total cargo area, helping you carry an extra set of wheels and tires for those race-day excursions.⁵

Peace of mind for the road ahead.

86 is equipped with lots of standard safety technologies. Smart Stop Technology^{®14} helps reduce engine power when both the brake and gas pedals are pressed at the same time under certain conditions. A standard backup camera² helps you see what's behind you while backing up. The standard Star Safety System[™] brings Vehicle Stability Control (VSC),¹² Traction Control (TRAC), Anti-lock Brake System (ABS), Electronic Brake-force Distribution (EBD), Brake Assist (BA)¹³ and Smart Stop Technology[®] (SST). And six standard airbags¹⁶ include a driver and front passenger Advanced Airbag System, driver and front passenger seat-mounted side airbags, and front and rear side curtain airbags.

86 shown in Ablaze.

See numbered footnotes in Disclosures section.



86



Powertrain

- 2.0L 4-Cylinder Horizontally Opposed Engine
- 205 hp @ 7000 rpm; 156 lb.-ft. torque @ 6400 rpm (manual)
- 200 hp @ 7000 rpm; 156 lb.-ft. torque @ 6400 rpm (automatic)
- 6-speed Electronically Controlled automatic Transmission with intelligence (ECT-i)
- 6-speed close-ratio manual transmission
- Torsen^{®21} limited-slip differential

Exterior Features

- LED projector-beam headlights, Daytime Running Lights (DRL) and rear combination lights with all-LED lighting
- Chrome-tipped dual exhaust
- Front fender-mounted vortex generators
- 17-in. twisted spoke alloy wheels

Interior Features

- Sport front bucket seats with Granlux suede-like material
- Analog tachometer with programmable rev indicator
- Digital speedometer
- Display Audio with 7-in. touch-screen display
- Leather-trimmed tilt/telescopic steering wheel

Options

- All-season tires²⁷
- Display Audio with Navigation²⁴

Color



Raven



Oceanic



Ablaze




Hot Lava



Asphalt




Steel



Halo²⁵

Trim



Black Granlux

Wheel



17-in. twisted spoke alloy wheel

ACCESSORIES

A wide range of Genuine Toyota Accessories is available to help make driving your 86 even more fun. Now your 86 can reflect your personal style. There's something for everyone. Some accessories may not be available in all regions of the country. For a complete list of accessories, go to toyota.com/86.

Alloy wheel locks
All-weather floor mats⁴
Cargo tote²²
Carpet trunk mat
Coin holder/ashtray cup
Display Audio with Navigation²⁴


Emergency assistance kit
First aid kit
LED fog lights²⁸
Mudguards
Paint protection film²⁶
Rear bumper appliqué

Rear spoiler
TRD 17-in. forged wheel
TRD 18-in. alloy wheel
TRD brake pads
TRD Performance dual exhaust
TRD Performance cold air intake

TRD lowering springs
TRD Performance air filter²⁹
TRD quickshifter
TRD sway bar kit
Universal tablet holder



LED fog lights



TRD sway bar kit



TRD 17-in. forged wheel



Rear bumper appliqué



TRD 18-in. alloy wheel



TRD Performance dual exhaust




TRD Performance cold air intake



TRD lowering springs

FEATURES¹

EXTERIOR		86	86
17-in. twisted spoke alloy wheels	S	"86" front fender badge	S
LED low- and high-beam headlights and turn signals with embossed "86" lens	S	Rear window defogger	S
LED Daytime Running Lights (DRL)	S	Dual chrome-tipped exhaust	S
Rear combination lights with all-LED lighting (brake and turn signal indicators)	S	Aerodynamic lower diffuser on rear bumper	S
Color-keyed power outside mirrors	S		
Variable intermittent windshield wipers	S		
INTERIOR			
Air conditioning	S	Cruise control	S
Backup camera ²	S	Sport front bucket seats with Black shoulder pads	S
Power windows with driver and front passenger auto up/down and jam protection	S	Height-adjustable driver's seat	S
Power door locks	S	Knee support cushions for spirited driving	S
Multi-function in-key remote keyless entry system with lock, unlock, panic, and trunk-release functions	S	Granlux suede-like material accents on door panels and interior surround, including an "86" embossed passenger-side logo	S
Engine immobilizer ³	S	One-piece folding rear seatback	S
Multi-Information Display	S	Dual sun visors with vanity mirrors	S
Digital clock	S	Four-piece carpeted floor mats ⁴	S
Digital speedometer	S	86 Display Audio — 7-in. touch-screen display, AM/FM player, Aha Radio™ ⁵ app with over 100,000 stations, eight speakers, auxiliary audio jack, USB 2.0 port ⁶ with iPod® ⁷ connectivity and control, voice recognition ⁸ with voice training, hands-free phone capability, phone book access and music streaming ⁹ via <i>Bluetooth</i> ® ¹⁰ wireless technology, HD Radio™ ¹¹ Technology, Gracenote® album cover art, integrated backup camera ² display, and steering wheel audio controls	S
Dual analog and digital speedometer	S	Roof-mounted color-keyed shark-fin AM/FM antenna	S
Analog tachometer with programmable Rev Indicator	S		
Tripmeter	S		
Leather-trimmed tilt/telescopic steering wheel with silver-colored stitching, "86" center cap logo, and audio controls	S		
SAFETY AND CONVENIENCE			
 Star Safety System™ — includes Vehicle Stability Control (VSC) ¹² Traction Control (TRAC), Anti-lock Brake System (ABS), Electronic Brake-force Distribution (EBD), Brake Assist (BA) ¹³ and Smart Stop Technology® (SST) ¹⁴	S	Three-point seatbelts for all seating positions; driver-side Emergency Locking Retractor (ELR) and Automatic/Emergency Locking Retractor (ALR/ELR) on all passenger belts	S
Vehicle Stability Control (VSC) ¹² with Track Mode	S	LATCH (Lower Anchors and Tethers for CHildren) includes lower anchors on outboard rear seats and tether anchors on all rear seats	S
Hill Start Assist Control (HAC) ¹⁵	S	Tire Pressure Monitor System (TPMS) ¹⁷	S
Six airbags ¹⁶ — includes driver and front passenger Advanced Airbag System, driver and front passenger outboard seat-mounted side airbags, and front and rear side curtain airbags	S	ToyotaCare ¹⁸ featuring a no cost maintenance plan with roadside assistance ¹⁹	S

S = Standard

MECHANICAL/PERFORMANCE

ENGINE	
2.0-Liter 4-Cylinder Horizontally Opposed Engine with DOHC 16-Valve Cylinder Heads and Dual Variable Valve Timing; 205 hp @ 7000 rpm (SAE Net); 156 lb.-ft. of torque @ 6400-6600 rpm (manual transmission)	Standard
2.0-Liter 4-Cylinder Horizontally Opposed Engine with DOHC 16-Valve Cylinder Heads and Dual Variable Valve Timing; 200 hp @ 7000 rpm (SAE Net); 151 lb.-ft. of torque @ 6400-6600 rpm (automatic transmission)	Standard
Direct Ignition System	Standard
Bore x Stroke, mm. (in.)	86.0 x 86.0 (3.39 x 3.39)
Compression ratio	12.5 : 1
Fuel Octane Rating ²⁰	Octane rating 93
Engine oil type, grade and weight	Toyota Genuine Motor Oil, SAE 0W-20, ILSAC GF-5 engine oil
Engine oil capacity	5.7 US qt.
TRANSMISSION	
6-speed close-ratio manual transmission	Standard
Short-throw 6-speed close-ratio manual transmission with triple-cone synchromesh on 1st/2nd/3rd gears, ball-bearing mounted shift linkage, and Reverse gear lockout protection	Standard
6-speed Electronically Controlled automatic Transmission with intelligence (ECT-i)	Standard
6-speed Electronically Controlled automatic Transmission with intelligence (ECT-i), sequential shift mode with Dynamic Rev Management and paddle shifters, Sport Mode, Snow Mode, and an automatic transmission fluid heat exchanger	Standard
FUEL INJECTION SYSTEM	
Toyota D-4S Dual Injection System (Direct and Sequential Port Injection)	Standard
DRIVETRAIN	
Front-mid engine, Rear-Wheel Drive	Standard
Torsen ^{®21} limited-slip differential	Standard
BODY CONSTRUCTION	
Reinforced unibody construction with lightweight, low center of gravity design	Standard
Coefficient of drag (Cd)	0.29
SUSPENSION	
Sport-tuned independent MacPherson [®] strut front suspension with strut tower bars and reinforced mounting brackets	Standard
Sport-tuned independent double wishbone rear suspension with reinforcement bracing	Standard
Solid front and rear stabilizer bars	Standard
Stabilizer bar diameter, front/rear (mm.)	18.0/15.0
STEERING	
Sport-calibrated Electric Power Steering (EPS); power-assisted rack-and-pinion	Standard
Steering wheel turns (lock-to-lock)	2.48
Turning diameter (ft.) — curb to curb	36.1
BRAKES	
Power-assisted ventilated 11.58-in. front disc brakes; ventilated 11.42-in. rear disc brakes	Standard
Front rotor size, diameter x thickness, mm. (in.)	294.0 x 24.0 (11.58 x 0.95)
Rear rotor size, diameter x thickness, mm. (in.)	290.0 x 18.0 (11.42 x 0.71)
DIMENSIONS	
EXTERIOR (in.)	
Length (in.)	166.7
Width (in.)	69.9
Height (in.)	50.6
Ground clearance (in.)	4.9
Wheelbase (in.)	101.2
Tread (front/rear) (in.)	59.8 / 60.6
Wheel diameter x width (in.), bolt pattern (mm.), inset/offset (mm.)	17-in. x 7.0-in. alloys, 5 x 100 mm bolt pattern, +48 mm inset

SPECIFICATIONS (continued)

INTERIOR (in.)	86
Head room — front/rear (in.)	37.1/35.0
Shoulder room — front/rear (in.)	54.5/51.7
Leg room — front/rear mm. (in.)	41.9/29.9
WEIGHTS AND CAPACITIES	
Power to weight ratio (curb weight lb./hp)	13.45365854
Curb weight (lb.)	2774
Gross Vehicle Weight Rating GVWR (lb.)	3682
Seating capacity	4
Passenger volume (cu. ft.)	76.5
Cargo volume ²² (rear seats up) (cu. ft.)	6.9
Fuel capacity (gal.)	13.2
Transmission fluid type, weight (capacity)	
Manual transmission	Toyota Genuine Gear Oil, SAE 75W-90, API GL-3 (2.3 US qt.)
Automatic transmission	Toyota Genuine ATF WS (7.9 US qt.)
Differential fluid type, weight (capacity)	Toyota Genuine Differential Gear Oil LX, SAE 75W-85, API GL-5 (1.22 US qt.)
TIRES	
Type	215/45R17
Spare	Temporary
MILEAGE ESTIMATES (mpg city/highway/combined)²³	
Manual	21/28/24
Automatic	24/32/27

WARRANTIES

Every Toyota Car, Truck and SUV is built to exceptional standards. And that's not idle boasting. We back it up with these Limited Warranty Coverages:

Basic: 36 months/36,000 miles (all components other than normal wear and maintenance items).

Powertrain: 60 months/60,000 miles (engine, transmission/transaxle, drive system, seatbelts and airbags).

Rust-Through: 60 months/unlimited miles (corrosion perforation of sheet metal).

Emissions: Coverages vary under Federal and California regulations. Refer to applicable *Warranty and Maintenance Guide* for details.

Accessories: For Genuine Toyota Accessories purchased at the time of the new vehicle purchase, the Toyota Accessory Warranty coverage is in effect for 36 months/36,000 miles from the vehicle's in-service date, which is the same coverage as the Toyota New Vehicle Limited Warranty.

For Genuine Toyota Accessories purchased after the new vehicle purchase the coverage is 12 months, regardless of mileage, from the date the accessory was installed on the vehicle, or the remainder of any applicable new vehicle warranty, whichever provides greater coverage, with the exception of car covers. Car covers are warranted for 12 months from the date of purchase and do not assume any coverage under the Toyota New Vehicle Limited Warranty.

You may be eligible for transportation assistance if it's necessary that your vehicle be kept overnight for repairs covered under warranty. Please see your authorized Toyota dealership for further details.

For complete details about Toyota's warranties, please visit www.toyota.com, refer to the applicable *Warranty and Maintenance Guide* or see your Toyota dealer.

CARS BUILT FOR THE WAY YOU LIVE

At Toyota, we build cars for how you live. From building advanced safety features designed to help prevent crashes to driving cross-country to understand how we can make your driving experience better, our work starts with understanding your needs. Building cars for how you live also means thinking about tomorrow — from fuel efficiency and environmental innovations, to things beyond cars, like a bicycle that you can control with your mind. And because what we learn building cars can help improve lives in other places, we do things like help communities rebuild their homes quickly after a disaster and work with soup kitchens to help them serve more people faster. Toyota. Built for how you live. Together we are going places.

DISCLOSURES

1. Toyota strives to build vehicles to match customer interest and thus they typically are built with popular options and option packages. Not all options/packages are available separately and some may not be available in all regions of the country. See toyota.com for information about options/packages commonly available in your area. If you would prefer a vehicle without any or with different options, contact your dealer to check for current availability or the possibility of placing a special order. **2.** The backup camera does not provide a comprehensive view of the rear area of the vehicle. You should also look around outside your vehicle and use your mirrors to confirm rearward clearance. Environmental conditions may limit effectiveness and view may become obscured. See *Owner's Manual* for details. **3.** The engine immobilizer is a state-of-the-art anti-theft system. When you insert your key into the ignition switch or bring a Smart Key fob into the vehicle, the key transmits an electronic code to the vehicle. The engine will only start if the code in the transponder chip inside the key/fob matches the code in the vehicle's immobilizer. Because the transponder chip is embedded in the key/fob, it can be costly to replace. If you lose a key or fob, your Toyota dealer can help, or you can find a qualified independent locksmith to perform high-security key services by consulting your local Yellow Pages or by contacting www.aloa.org. **4.** This floor mat was designed specifically for use in your model and model year vehicle and SHOULD NOT be used in any other vehicle. To avoid potential interference with pedal operation, each mat must be secured with fasteners. Do not install a floor mat on top of an existing floor mat. **5.** Aha Radio is a trademark of Harman International Industries Inc. Apps/services vary by phone carrier and are subject to change. Data charges may apply. **6.** May not be compatible with all mobile phones, MP3/WMA players and like models. **7.** iPod® and iPhone® are registered trademarks of Apple Inc. All rights reserved. **8.** Advanced voice recognition capabilities vary by head unit. **9.** Apps/services vary by phone/carrier; functionality depends on many factors. Select apps use large amounts of data; you are responsible for charges. Apps and services subject to change. See toyota.com/entune for details. **10.** Concentrating on the road should always be your first priority while driving. Do not use the hands-free phone system if it will distract you. The Bluetooth® word mark and logos are registered trademarks owned by Bluetooth SIG, Inc. and any use of such marks by Toyota is under license. A compatible Bluetooth®-enabled phone must first be paired. Phone performance depends on software, coverage and carrier. **11.** Be sure to obey traffic regulations and maintain awareness of road and traffic conditions at all times. HD Radio™ Technology manufactured under license from iBiquity Digital Corporation U.S. and Foreign Patents. HD Radio™ and the HD, HD Radio, and "Arc" logos are proprietary trademarks of iBiquity Digital Corp. **12.** Vehicle Stability Control is an electronic system designed to help the driver maintain vehicle control under adverse conditions. It is not a substitute for safe driving practices. Factors including speed, road conditions and driver steering input can all affect whether VSC will be effective in preventing a loss of control. See *Owner's Manual* for details. **13.** Brake Assist is designed to help the driver take full advantage of the benefits of ABS. It is not a substitute for safe driving practices. Braking effectiveness also depends on proper brake-system maintenance and tire and road conditions. See *Owner's Manual* for details. **14.** Smart Stop Technology® operates only in the event of certain contemporaneous brake and accelerator pedal applications. When engaged, the system will reduce power to help the brakes bring the vehicle to a stop. Factors including speed, road conditions and driver input can all impact stopping distance. Smart Stop Technology® is not a substitute for safe and attentive driving and does not guarantee instant stopping. See *Owner's Manual* for details. **15.** Hill Start Assist Control is designed to help minimize backward rolling on steep ascents. It is not a substitute for safe driving judgment and practices. Factors including grade, surface conditions and driver input can all affect whether HAC will be effective in preventing a loss of control. See *Owner's Manual* for details. **16.** All the airbag systems are Supplemental Restraint Systems. All airbags (if installed) are designed to inflate only under certain conditions and in certain types of severe collisions: typically, frontal and knee airbags inflate in frontal collisions, side torso and side curtain airbags inflate in side collisions and roll-sensing curtain airbags inflate at a severe roll angle or roll rate. To decrease the risk of injury from an inflating airbag, always wear seatbelts, sit upright in the middle of the seat as far back as possible and do not lean against the door. Do not put objects in front of an airbag or around the seatback. Do not use a rearward-facing child seat in any front passenger seat. The force of an inflating airbag may cause serious injury or death. See your *Owner's Manual* for further information/warnings. **17.** The Toyota Tire Pressure Monitor alerts the driver when tire pressure is critically low. For optimal tire wear and performance, tire pressure should be checked regularly with a gauge; do not rely solely on the monitor system. See *Owner's Manual* for details. **18.** ToyotaCare covers normal factory scheduled service for 2 years or 25,000 miles, whichever comes first. 24-hour roadside assistance is also included for 2 years and unlimited miles. See Toyota dealer for details and exclusions. Valid only in the continental U.S. and Alaska. **19.** Does not include parts and fluids, except emergency fuel delivery. Valid only in the continental U.S. and Alaska. **20.** Ratings achieved using the required premium unleaded gasoline with an octane rating of 93 or higher. If premium fuel is not used, performance will decrease. If unleaded gasoline with an octane rating of 93 (98 RON) is not available, unleaded gasoline with an octane rating of 91 (95 RON) may be used with no detriment to engine durability or drivability. **21.** Torsen® is a registered trademark of Zexel Torsen, Inc. **22.** Cargo and load capacity limited by weight and distribution. **23.** 2016 EPA-estimated mileage. Actual mileage will vary. **24.** Availability and accuracy of the information provided by the navigation system is dependent upon many factors. Use common sense when relying on information provided. Services and programming subject to change. Services not available in every city or roadway. Updates may be available from your dealer at an additional cost. See *Owner's Manual* for details. **25.** Extra-cost color. **26.** The Toyota Genuine Accessory Warranty will only apply when the installation is performed by a trained Toyota-approved installer. Please see dealer for details. **27.** No-cost option. **28.** Available mid-October, 2016. **29.** Available on automatic transmission-equipped 86 only.

Toyota strives to build vehicles to match customer interest and thus they typically are built with popular options and option packages. Not all options/packages are available separately and some may not be available in all regions of the country. See toyota.com for information about options/packages commonly available in your area. If you would prefer a vehicle without any or with different options, contact your dealer to check for current availability or the possibility of placing a special order.

Some vehicles are shown with available equipment. Seatbelts should be worn at all times. For details on vehicle specifications, standard features and available equipment in your area, contact your Toyota dealer. A vehicle with particular equipment may not be available at the dealership. Ask your Toyota dealer to help locate a specifically equipped vehicle.

All information presented herein is based on data available at the time of posting, is subject to change without notice and pertains specifically to mainland U.S.A. vehicles only. Prototypes shown. Actual production vehicles will vary.



For Toyota Mobility program details, go to www.toyota.com/mobility or call the Toyota Customer Assistance Center at 1-800-331-4331

