



THE SEVENTH-GENERATION
CORVETTE HAS ARRIVED

THE 2014 CHEVROLET CORVETTE STINGRAY

It's the sports car that comes along every decade or so, and brings with it unprecedented innovation, provocative design, advancements in engineering, revolutionary development processes and intelligent technologies that break the paradigm. With years of experience, the time has come to unleash an all-new, world-challenging seventh version for a new sports car generation.

Introducing the 2014 Corvette Stingray.
Nothing will be the same.



2014 CHEVROLET CORVETTE STINGRAY SALES GUIDE

GM CONFIDENTIAL. FOR SALESPERSON USE ONLY.
Vehicle shown with available Z51 Performance Package.
Preproduction model shown. Actual production model may vary.

07/10/2013

CORVETTE



- 3 FAST FACTS
- 4 EXTERIOR
- 6 INTERIOR
- 8 DRIVING EXPERIENCE
- 10 EQUIPMENT
- 12 SPECIFICATIONS
- 14 2014 CORVETTE STINGRAY CONVERTIBLE
- 16 ORDERING
- 20 DELIVERY
- 22 CHEVROLET MYLINK
- 24 ROOF PANEL OPERATION



FAST FACTS

The Next Generation

- The all-new 2014 Corvette represents such a dramatic change that it deserved a new name – Stingray
- Corvette Stingray is designed and engineered for the new sports car generation and leverages all-new advancements in lightweight materials, electronics and engineering
- Corvette Stingray will deliver the fastest 0–60 acceleration, the most cornering grip, the most track capability, the best braking performance and the best fuel economy ever for a standard Corvette
- Corvette Stingray incorporates technologies and aerodynamics transferred from the track and the Corvette C6.R racing program
- Corvette Stingray offers three trim levels – 1LT, 2LT and 3LT – for easy ordering

Exterior

- Corvette Stingray has an all-new exterior design that's technical, functional, sophisticated and elegant – and instantly recognizable as a Corvette
- Corvette Stingray offers new state-of-the-art HID Xenon (low and high beam) and LED lighting (DRL/park/turn)
- Corvette Stingray incorporates race-proven aerodynamics for improved high-speed stability
- Every square inch of the Corvette Stingray exterior is designed for performance – all five air vents are highly functional and contribute to cooling or reduced lift

Interior

- Corvette Stingray has a completely new, richly appointed interior design that's driver-centric with real carbon-fiber, aluminum and hand-wrapped leather materials, custom amenities and two new seating options with magnesium frames for exceptional support
- Corvette Stingray provides a smaller 360mm steering wheel (unique to Corvette) for optimal feel during performance driving
- Corvette Stingray includes an advanced, tablet-inspired Chevrolet MyLink™ infotainment system with two 8-inch display screens
- Corvette Stingray has a highly customizable instrument cluster and available Head-Up Display in color

Driving Experience

- Corvette Stingray is powered by a new LT1 small block 6.2-liter V8 engine that offers advanced technologies that include Direct Injection, Active Fuel Management™ and Continuously Variable Valve Timing
- Corvette Stingray has been designed with technologies that optimize any driving situation, including a Driver Mode Selector, Launch Control and 7-speed manual transmission with industry-unique Active Rev Matching
- Corvette Stingray is the most powerful standard Corvette ever with a SAE-certified 460 horsepower and 465 lb.-ft. of torque (with the available performance exhaust system)
- Corvette Stingray will deliver an EPA-estimated 17 MPG in the city and 29 MPG on the highway (when equipped with the 7-speed manual)
- Corvette Stingray will achieve more than 1 g in cornering grip
- Corvette Stingray utilizes an all-new aluminum frame structure that's lighter and stronger than the previous steel frame
- Corvette Stingray will deliver a near 50/50 weight distribution



A NEW CORVETTE STATEMENT



Vehicle shown with available Z51 Performance Package. Preproduction model shown. Actual production model may vary.

The newly designed Corvette Stingray reflects high-speed stability and efficiency. It's a prestigious statement of technology, functionality and driving mastery – and still instantly recognizable as the sports car innovator in the global automotive landscape.

STINGRAY

Stingray is a historical Corvette name, reborn for the seventh generation. The name is a reference to the design of the sports car. All surfaces transition very smoothly, allowing air to flow at very high speeds (similar to how a Stingray flows through the water). Stingray badging on the front fenders gives this next-generation Corvette its own identifying characteristic.

AERODYNAMICS

Corvette Stingray incorporates race-proven aerodynamics and is one of the most wind tunnel-tested cars ever from Chevrolet. Racing data was used to help determine optimal downforce balance at high speeds for stability.

CROSSED FLAGS

The next-generation Corvette crossed flags are all new and contain a look with more drama and speed.

FRONT END

From the front, the Corvette Stingray projects a very high-tech appearance with standard HID Xenon low and high beam headlamps and the addition of high-end frosted indirect LED Daytime Running Lamps (park and turn) that will be the signature lights. New finishes around the lamps and the grille contribute to a very dramatic and aggressive front look.

SIDE PROFILE

A side view of Corvette Stingray showcases a sleek, sculpted profile and a new “upper look” with rear quarter glass. There are also 18-inch front and 19-inch rear wheels with Michelin® Pilot® Super Sport® ZP summer-only tires¹ (ultra-high-performance tires that were co-developed by Michelin and Corvette through a relationship that began on the racetracks of the American Le Mans Series). An available Z51 Performance Package provides 19-inch front and 20-inch rear wheels.

¹ Do not use summer-only tires in winter conditions, as it would adversely affect vehicle safety, performance and durability. Use only GM-approved tire and wheel combinations. Unapproved combinations may change the vehicle's performance characteristics. For important tire and wheel information, go to gmaccessorieszone.com or see your dealer.



REAR DESIGN

The rear of Corvette Stingray contains a two-piece fascia with a lower portion integrated rear diffuser in Carbon Flash Metallic and upper portion in body-color. There are also larger exhaust tips and a redesigned LED center high-mounted stoplamp (CHMSL) integrated into a rear spoiler that's designed to catch air and hold the car down during high-performance driving. A new, unique four-element taillamp design incorporates state-of-the-art re-directive, reflective LEDs.

REMOVABLE ROOF PANEL – STANDARD

A removable roof panel manufactured from carbon fiber (in the corresponding body-color) will be standard on Corvette Stingray and includes a three-latch system for easy removal. This panel is also lightweight and easier to remove and store. Transparent and clear-coated carbon-fiber with body-color surround roof panels are available.

FUNCTIONAL EXTERIOR VENTS

The exterior of Corvette Stingray has been designed for performance and contains five highly functional air vents that contribute to cooling or reduced lift. These include an all-new hood extractor, two front fender vents, a trans-oil cooler (rear) and differential cooler (rear). All vents are painted in Carbon Flash Metallic.

EXTERIOR COLORS

Corvette Stingray will be offered in Arctic White, Black, Blade Silver, Crystal Red², Cyber Gray, Laguna Blue², Lime Rock Green², Night Race Blue, Torch Red and Velocity Yellow². Some colors will carry an extra cost.

² Extra cost.



Vehicle shown with available Z51 Performance Package.
Preproduction model shown. Actual production model may vary.



PERFORMANCE DRIVEN DESIGN

The all-new interior of Corvette Stingray is a driver-centric environment designed to provide a deeper enjoyment on the road or track. Modern technologies guide you while premium materials throughout reflect a heightened sense of sophistication and confidence.

ALL-NEW INTERIOR THEME

A driver-oriented cockpit, new seating options, new consoles and instrumentation, two 8-inch display screens, steering wheel and seats give Corvette Stingray a totally new experience for the seventh generation.

LOOK AND FEEL

Hand-wrapped and -stitched instrument panel and door inserts provide a hand-built and highly customized feel. The use of real carbon-fiber, available micro-suede, real aluminum and hand-wrapped leather materials adds to the highly prestigious atmosphere.

SEATS

The seating inside Corvette Stingray has been completely redesigned and utilizes an all-new structure with lightweight magnesium seat frames. Improvements have been made to the bolstering, the fit and the performance hold. Two options will be available – a standard GT seat that's designed for all-around comfort and support, and an available Competition Sport seat (late availability) for more aggressive support on the track. Both seats offer available power lumbar, wing adjust, heating and cooling.



STEERING WHEEL

This exclusive steering wheel design will be unique to Corvette Stingray and offers dynamic impact and driving feel (with a smaller 360-millimeter or 14.1-inch diameter). The steering wheel also incorporates paddle shifters that have been benchmarked for feel with the best performance cars in the world.





RECONFIGURABLE INSTRUMENT CLUSTER AND AVAILABLE COLOR HEAD-UP DISPLAY

The instrument cluster inside Corvette Stingray is an 8-inch color screen with auxiliary analog gauges. There's also an available color Head-Up Display. Both are reconfigurable and allow the driver to choose from three different customization options – Touring, Sport and Track. The tachometer includes shift lights for high-performance driving. The instrument cluster changes with the Driver Mode selected.

PASSENGER GRAB HANDLE

Corvette Stingray includes a passenger grab handle that makes it much easier to enjoy the performance from the passenger seat.

SEPARATE FRONT-PASSENGER CLIMATE CONTROLS

The passenger in Corvette Stingray has a dedicated, stand-alone HVAC controller and display. This design was incorporated to give the driver a more “pure” environment.

FRAMELESS REARVIEW MIRROR

This frameless mirror has been purposely shaped to help improve the driver's vision inside Corvette Stingray.

FLOOR-MOUNTED ACCELERATOR PEDAL

Corvette Stingray will incorporate a floor-mounted accelerator pedal for improved driver feel.

AVAILABLE PERSONALIZED PLAQUE

The available personalized plaque allows customers to proudly display their VIN and name on the console of Corvette Stingray (located in front of the shifter and below the climate controls).

CHEVROLET MYLINK

Corvette Stingray will incorporate the simple, flexible, yet extremely powerful Chevrolet MyLink³ system that can fully integrate information from several Bluetooth^{®4}-enabled mobile devices, USB ports, SD cards, MP3 players and an audio input jack. An 8-inch LCD central display touch-screen (that lowers for device storage with USB port inside) provides access to third-party music services, such as Pandora[®], and allows for easy, undistracted access to a broad range of functions – including many enhanced OnStar^{®5} features and 3-D navigation.

AVAILABLE PREMIUM BOSE[®] AUDIO SYSTEM

Corvette Stingray offers an available 10-speaker premium audio system that includes a bass box and two subwoofers optimized for excellent sound quality. A 9-speaker Bose[®] audio system is standard.

INTERIOR COLORS

Interior colors available on Corvette Stingray include Jet Black, Adrenaline Red, Kalahari, Gray and Brownstone.

3 MyLink functionality varies by model. Full functionality requires compatible Bluetooth and smartphone, and USB connectivity for some devices.

4 Go to gm.com/bluetooth to find out which phones are compatible with the vehicle.

5 Visit onstar.com for coverage map, details and system limitations. Services vary by model and conditions. OnStar acts as a link to existing emergency service providers.



EXPERIENCE THE NEXT LEVEL


The seventh-generation Corvette has been revamped to enhance your driving skills and take you places you never thought possible. Advancements in engineering, world-class technologies and Corvette Racing influenced features all combine to help you master any road or situation you desire.

ALL-NEW CUTTING-EDGE FRAMEWORK

Corvette Stingray utilizes an all-aluminum frame assembly that's 99 pounds (45 kilograms) lighter and 57 percent stiffer than the previous Corvette frame. Numerous chassis components have been updated and advanced to help increase performance characteristics and adjust to different driving conditions. Drivers will have a solid feel and experience no extraneous motion around the sports car when traveling down the road or around a track.

NEW LT1 SMALL BLOCK V8 ENGINE

A race-proven 6.2L V8 will power Corvette Stingray, making it the most powerful standard Corvette ever (SAE-certified 460 horsepower and 465 lb.-ft. of torque with available performance exhaust system), the quickest standard Corvette ever (estimated 0-60 mph at less than 4 seconds) and the most fuel-efficient Corvette ever (EPA-estimated 17 MPG city and 29 MPG highway with the 7-speed manual.) This technological powerhouse integrates a suite of advanced technologies that can only be found in a handful of engines around the world – Direct Injection, Active Fuel Management™ and Continuously Variable Valve Timing – to support an advanced combustion system. Corvette Stingray will be the most fuel-efficient car on the market to offer 460 horsepower and achieve 0-60 mph in under 4 seconds (GM estimates). It also provides more torque than Porsche 911 (325 lb.-ft.) and Ferrari 458 (398 lb.-ft.)



7-SPEED MANUAL TRANSMISSION WITH ACTIVE REV MATCHING

The LT1 engine of Corvette Stingray is mated to a new 7-speed manual transmission that offers improved performance and fuel economy. It's also equipped with Active Rev Matching, a feature that provides smooth shifting by using throttle "blips." In most manuals, a smooth downshift requires a "blip" of the throttle to match the engine rpm with the speed of the lower gear. Shifting during braking requires the one-foot, two-pedal technique known as heel-and-toeing – your right foot "blips" the throttle while at the same time pushing the brake pedal. With Active Rev Matching, there is no need to perform these techniques during upshifts or downshifts. The result is increased enthusiasm and confidence during performance driving. Active Rev Matching can be toggled on and off using the steering wheel paddles.

ELECTRIC POWER STEERING

The electric power steering system on Corvette Stingray provides the best steering feel for all driving situations. It incorporates "smooth road shake prevention" that can sense when the driver is experiencing "excitation" and prevents that force from transmitting back through the wheel (known as steering wheel shake). The system also increases or decreases the amount of assist needed depending on the steering wheel angle – all seamlessly for the driver.





POWER TILT AND TELESCOPING STEERING COLUMN

Corvette Stingray will incorporate a standard four-way power tilt and telescoping steering column. This switch-operated system easily helps the driver find the right level of driving comfort (many competitors offer only a manual system). The steering wheel will be unique to Corvette Stingray and offer a dynamic impact and driving feel (with a 360-millimeter diameter).

DRIVER MODE SELECTOR

The new five-position Driver Mode Selector allows drivers to quickly and easily adjust the performance abilities of Corvette Stingray. The primary control near the shifter on the console makes the system easy to use and understand. The selector controls up to 12 performance variables that would be too difficult to control with conventional buttons, levers or screen menus, including: gauge cluster configuration, Electronic Throttle Control, paddle-shift automatic transmission, Active Fuel Management™, exhaust, electronic limited slip differential, steering effort or feel, Magnetic Ride Control, launch control, active handling, traction control and Performance Traction Management. Each Driver Mode is optimized for a particular driving condition:

- Weather Mode for rain and snow
- Eco Mode to optimize fuel economy
- Tour Mode for normal comfort driving
- Sport Mode for spirited driving
- Track Mode for track use

ELECTRONIC LIMITED SLIP DIFFERENTIAL (ELSD)

An Electronic Limited Slip Differential (ELSD) is included in the Z51 Performance Package. The ELSD uses the vehicle sensors and driver inputs to determine the optimum amount of engagement for driving conditions. It works to improve traction while cornering by modulating the engagement and achieving a balance between directional control and acceleration. The ELSD provides optimum engagement for high-speed control and stability without affecting the precise steering and turn-in. It also improves vehicle stability during spirited driving and evasive maneuvers.

BREMBO® BRAKES

Brembo brakes, with four-piston calipers at all four corners, help optimize braking force. On the track, drivers will experience less fade, improved modulation and reduced drag.

Z51 PERFORMANCE PACKAGE

The Z51 Performance Package will be offered as the top performance Stingray. This package includes larger 19-inch front and 20-inch rear wheels, dry sump oil system, ELSD, larger front brakes (13.6 inch vs. 12.6 inch) with black calipers, specific shocks, springs and stabilizer bars, differential and transmission cooling, as well as a unique Aero Package that reduces lift for high-speed stability. Magnetic Selective Ride Control and Performance Traction Management are available. In addition, the Michelin® Pilot® Super Sport® ZP summer-only tires⁶ on the Z51 Performance Package are unique and aggressively tuned to provide outstanding handling, grip and road-holding capability.

AVAILABLE MAGNETIC SELECTIVE RIDE CONTROL

Corvette Stingray will incorporate the world's fastest-acting suspension with available Generation 3 Magnetic Selective Ride Control. This real-time damping system delivers precise body motion control, "reading" the road every millisecond and changes damping in just 10-15 milliseconds.

⁶ Do not use summer-only tires in winter conditions, as it would adversely affect vehicle safety, performance and durability. Use only GM-approved tire and wheel combinations. Unapproved combinations may change the vehicle's performance characteristics. For important tire and wheel information, go to gmaccessorieszone.com or see your dealer.





STANDARD AND AVAILABLE FEATURES

TRIM LEVEL	1LT	2LT	3LT
7-Speed Manual Transmission w/Active Rev Matching	S	S	S
8-Inch Color Touch-Screen with Chevrolet MyLink™	S	S	S
8-Way Power Seats	S	S	S
ABS	S	S	S
Active Handling	S	S	S
AM/FM/SiriusXM ⁷ MP3 RDS Audio with USB/SD card input and input jack	S	S	S
Bluetooth® for Phone and Audio	S	S	S
Capless Fueling	S	S	S
Color Cluster Display	S	S	S
Cruise Control	S	S	S
Daytime Running Lamps (DRLs)	S	S	S
Driver Mode Selector Switch and Valet Mode	S	S	S
Dual Power Remote Heated Sport Mirrors	S	S	S
Dual-Zone Electronic Climate Control	S	S	S
Floor Mats	S	S	S
HID Xenon Lighting	S	S	S
Electric Locking Glove Box	S	S	S
Keyless Access w/Push-Button Start	S	S	S
Launch Control	S	S	S
Leather-Wrapped Steering Wheel	S	S	S
Moulán Leather GT Seats	S	S	S
OnStar® ⁸	S	S	S
Power Four-Way Telescoping Steering Column	S	S	S
Power Windows (Auto Up/Down)	S	S	S
Rearview Backup Camera	S	S	S
Removable Roof Panel, Body-Color Carbon-Fiber	S	S	S
Run Flat Summer-Only Tires ⁹ (and Tire Pressure Monitor)	S	S	S
Side Air Bags ¹⁰	S	S	S
Steering Wheel Controls	S	S	S
Traction Control	S	S	S
Visors with Illuminated Mirrors	S	S	S
Wheels – Silver-Painted	S	S	S
Advanced Theft-Deterrent System	–	S	S
Auto-Dimming Mirrors	–	S	S
Head-Up Display (Color)	–	S	S
Heated and Vented Seats	–	S	S
Luggage Shade and Net	–	S	S
Memory Package	–	S	S
Performance Leather GT Seats w/Lumbar/Wing Adjust	–	S	S
Premium Bose® Audio – Centerpoint® Surround (10 Speakers)	–	S	S
Seat Crossed Flags Logo Badge	–	S	S
Universal Home Remote	–	S	S
Center Console and Door Panels in Interior Seat Color	–	S	S
Instrument Panel in Interior Seat Color	–	–	S
Custom Leather-Wrapped IP/Doors/Console	–	–	S
Napa Leather GT Seats	–	–	S
Navigation	A	A	S

S = Standard, A = Available

⁷ Requires a subscription sold separately by SiriusXM after trial period. Available only in the 48 contiguous United States and Washington, D.C. Visit siriusxm.com for details.

⁸ Visit onstar.com for coverage map, details and system limitations. Services vary by model and conditions. OnStar acts as a link to existing emergency service providers.

⁹ Do not use summer-only tires in winter conditions, as it would adversely affect vehicle safety, performance and durability. Use only GM-approved tire and wheel combinations.

Unapproved combinations may change the vehicle's performance characteristics. For important tire and wheel information, go to gmaccessorieszone.com or see your dealer.

¹⁰ Always use safety belts and child restraints. See owner's manual for more information.





PACKAGES

TRIM LEVEL	1LT	2LT	3LT
(Z51) Z51 Performance Package (larger wheels/tires/brakes/enhanced cooling/ELSD/dry sump oil system/performance gear ratios/performance suspension)	A	A	A
(C2Q) Two Top Package (base and transparent)	A	A	A
(C2M) Alternate Two Top Package (visible carbon-fiber and transparent) ¹¹	–	A	A
Carbon-Fiber Interior Package (carbon-fiber interior trim plate)	–	A	A
(IWE) Custom Suede-Wrapped Upper Interior Trim Package (requires 3LT; includes sunvisors, rear header trim, quarter window, front header trim, headliner, A-pillar trim)	–	–	A

S = Standard, A = Available

AVAILABLE EQUIPMENT

TRIM LEVEL	1LT	2LT	3LT
6-Speed Paddle Shift Automatic w/Remote Start	A	A	A
Battery Protection Package	A	A	A
Carbon Flash Painted Spoiler and Mirrors (requires Z51 Performance Package)	A	A	A
Custom Brake Caliper Paint Options	A	A	A
Custom Luggage – Dealer-Installed Accessory	A	A	A
Front License Plate Mounting Package	A	A	A
Magnetic Selective Ride Control (requires Z51 Performance Package, includes Performance Traction Management)	A	A	A
Museum Delivery	A	A	A
Navigation	A	A	S
Personalized Plaque	A	A	A
Roof – Transparent Roof Panel	A	A	A
Roof – Visible Carbon-Fiber Roof w/Body-Color Surround	–	A	A
Seats – Competition Sport (late availability)	A	A	A
Seats – Suede Inserts	–	A	A
Tintcoat Paint or Premium Paint	A	A	A
Variable Tuned Performance Exhaust	A	A	A
Wheels – Black Z51 (requires Z51 Performance Package)	A	A	A
Wheels – Chrome Z51 (requires Z51 Performance Package)	A	A	A
Wheels – Machined-Face	A	A	A
Wheels – Chrome	A	A	A

S = Standard, A = Available

¹¹ Transparent or Visible Carbon-Fiber roofs are available as separate options.





OVERVIEW

Model:	2014 Chevrolet Corvette Stingray	
Body styles/driveline:	2-door hatchback coupe with removable roof panel; rear-wheel drive	
Construction:	composite and carbon-fiber body panels, hydroformed aluminum frame with aluminum and magnesium structural and chassis components	
Manufacturing location:	Bowling Green, Kentucky	
ENGINE	LT1 6.2L V8	
Displacement (cu in/cc):	376/6162	
Bore & stroke (in/mm):	4.06 x 3.62/103.25 x 92	
Block material:	cast aluminum	
Cylinder head material:	cast aluminum	
Valvetrain:	overhead valve, two valves per cylinder	
Fuel delivery:	direct injection	
Compression ratio:	11.5:1	
Horsepower/kW:	460/339 (with available performance exhaust system), 455/343 (with standard exhaust system)	
Torque (lb.-ft./Nm):	465/624 (with available performance exhaust system), 460/630 (with standard exhaust system)	

TRANSMISSIONS

Type:	seven-speed manual with Active Rev Matching	six-speed paddle-shift automatic
-------	---	----------------------------------

CHASSIS/SUSPENSION

Front:	short/long arm (SLA) double wishbone, cast aluminum upper and lower control arms, transverse-mounted composite leaf spring, monotube shock absorber	
Rear:	short/long arm (SLA) double wishbone, cast aluminum upper and lower control arms, transverse-mounted composite leaf spring, monotube shock absorber	
Active handling:	Magnetic Selective Ride Control (available with Z51)	
Traction control:	StabiliTrak [®] , electronic stability control	

BRAKES

Type:	front and rear power-assisted discs with four-piston fixed front and rear calipers (slotted rotors with Z51)	
Rotor diameter (in/mm):	front: 12.6/320 (13.6/345 with Z51) rear: 13.3/338	

WHEELS/TIRES

Wheel size:	front: 18-inch x 8.5-inch (w/o Z51) rear: 19-inch x 10-inch (w/o Z51) front: 19-inch x 8.5-inch (with Z51) rear: 20-inch x 10-inch (with Z51)	
Tires:	Michelin [®] Pilot [®] Super Sport ¹² run flat, summer-only front: P245/40R18 (w/o Z51) rear: P285/35R19 (w/o Z51) front: P245/35R19 (with Z51) rear: P285/30R20 (with Z51)	

¹² Do not use summer-only tires in winter conditions, as it would adversely affect vehicle safety, performance and durability. Use only GM-approved tire and wheel combinations. Unapproved combinations may change the vehicle's performance characteristics. For important tire and wheel information, go to gmaccessorieszone.com or see your dealer.




PERFORMANCE ESTIMATES (Stingray Z51 Performance Package)

Acceleration from 0-60 MPH:	3.8 seconds
1/4 miles acceleration:	12 seconds@119 mph
Braking distance from 60-0 MPH:	107 feet
Maximum lateral acceleration:	1.03 G
VIR 'Grand Course' Lap:	2:51.78

FUEL ECONOMY

City (MPG):	17 (with 7-speed manual) ¹³
Highway (MPG):	29 (with 7-speed manual) ¹³

EXTERIOR DIMENSIONS

Wheelbase (in/mm):	106.7/2710
Overall length (in/mm):	176.9/4492
Overall width (in/mm):	73.9/1877
Overall height (in/mm):	48.8/1239
Weight distribution (% front/rear):	50/50

¹³ EPA-estimated.



THE 2014 CORVETTE STINGRAY CONVERTIBLE

The 2014 Corvette Stingray Convertible, arriving late 2013, offers an open-top driving experience with no compromise in performance, technology or design.

PERFORMANCE & TECHNOLOGY CARRY OVER

All of the features and capabilities introduced on the Corvette Stingray Coupe carry over to the convertible model, including the more rigid aluminum frame structure, which is 57 percent stiffer and 99 pounds lighter than the current Corvette steel frame. The only structural changes are limited to accommodations for the folding top and repositioned safety belt mounts.

TOP DESIGN

Corvette Stingray Convertible utilizes an all-new fully electronic top with a smooth and clean appearance. When the top is stowed, it is completely closed out (no mechanisms are visible) behind a hard tonneau cover that takes on the exterior appearance of the rest of the vehicle, incorporating full design integration (some competitors utilize a soft boot or a hard plastic molding). Four convertible top colors are available depending on the exterior color of the vehicle: Black, Gray, Kalahari and Blue.



Shown with Genuine Corvette Accessory Torque Directional 5-spoke wheels.





TOP OPERATION

The Stingray Convertible features an all-new fully electronic top that can be lowered remotely using the remote key fob, or opened and closed utilizing a switch on the left of the instrument panel. Unlike the previous-generation Corvette Convertible, there are no latches that need to be released and everything is automatic. The top can also be opened or closed on the go at speeds up to 30 mph. A rear trunk partition is included and housed in the rear storage area to protect the convertible top and personal items. This partition must be attached in order to operate the convertible top.

OPENING THE TOP: THE CONVERTIBLE TOP SWITCH

1. Start the engine
2. Press and hold the convertible top switch (down arrow symbol)

OPENING THE TOP: THE REMOTE KEY FOB

1. Press the lock button on the remote key fob
2. Immediately press and hold the convertible top button and hold continuously to open all the way (release the button to stop movement). The remote key fob functions from up to 195 feet away from the vehicle

CLOSING THE TOP USING THE CONVERTIBLE TOP SWITCH

1. Start the engine
2. Press and hold the convertible top switch (up arrow symbol)

For full details on top operation, see the vehicle owner's manual.



Shown with Genuine Corvette Accessory Torque Directional 5-spoke wheels.



SIMPLIFIED ORDERING

The all-new Corvette Stingray offers a reduced number of trim levels (going from four with the previous generation Corvette, to three today) and simplified ordering that will make it easier to stock and sell.

TRIM LEVELS

1LT

The 1LT trim level will be positioned as the price leader for Corvette Stingray. 1LT includes these unexpected features:

- Three seat color options
- Two color 8-inch HD displays
- Eight-way power seats with leather surfaces
- Power tilt and telescoping steering column
- Keyless access with push-button start
- Seven-speed manual with Active Rev Matching and Launch Control
- Rear Vision Camera
- Body-color carbon-fiber removable roof panel
- Carbon-fiber hood
- Aluminum frame structure
- Driver Mode Selector
- Nine-speaker Bose® Audio System with three-month trial to subscription Sirius/XM¹⁴ Satellite Radio



2LT

The 2LT trim level will be the most popularly equipped with comfort and convenience features and includes color-keyed console and door armrests. 2LT also includes:

- Console and door panels in interior color
- Lumbar/wing adjust
- Heated/vented seats
- Seat emblems
- Bose® Premium Audio
- Home Remote
- Auto-dimming mirrors
- Memory Package
- Head-Up Display
- Sirius/XM Satellite Radio with one-year subscription
- Enhanced Theft-Deterrent Package
- Luggage shade/net



3LT

The 3LT trim level features a leather-wrapped color-keyed interior. 3LT also includes:

- Custom leather-wrapped interior
- Napa Leather seating surfaces
- Navigation
- Instrument Panel in interior color



¹⁴ Requires a subscription sold separately by SiriusXM after trial period. Available only in the 48 contiguous United States and Washington, D.C. Visit siriusxm.com for details.



AVAILABLE INTERIOR COLORS BY TRIM LEVEL

1LT



JET BLACK



MEDIUM ASH GRAY



ADRENALINE RED

2LT



JET BLACK



MEDIUM ASH GRAY



ADRENALINE RED



KALAHARI

3LT



JET BLACK



MEDIUM ASH GRAY



ADRENALINE RED



KALAHARI





BROWNSTONE

Pre-production model shown. Actual production model may vary.



COLOR COMBINATIONS

EXTERIOR SOLID PAINT	INTERIOR COLORS				
	GRAY	JET BLACK	KALAHARI (2LT AND 3LT ONLY)	BROWNSTONE (3LT ONLY)	ADRENALINE RED
 Laguna Blue Tintcoat ¹⁵	A	A	A	A	–
 Lime Rock Green Metallic ¹⁵	A	A	A	A	–
 Velocity Yellow Tintcoat ¹⁵	A	A	A	A	–
 Arctic White	A	A	A	A	A
 Blade Silver Metallic	A	A	A	A	A
 Black	A	A	A	A	A
 Crystal Red Tintcoat ¹⁵	A	A	A	A	A
 Cyber Gray Metallic	A	A	A	A	A
 Torch Red	A	A	A	A	A
 Night Race Blue Metallic	A	A	A	A	–

A = Available, – = Not Available
15 Extra cost.


CONVERTIBLE TOP COLORS



Black



Gray



Kalahari




Blue

All top color/interior color combinations are available. However, non-recommended combinations require a Color Combination Override code (D30). Chevrolet has announced the Convertible model will start production approximately four months after the Coupe model begins production.





WHEELS AND TIRES

TRIM LEVEL	WITHOUT Z51	WITH Z51
 <p>Wheels, 5-spoke, Silver-painted aluminum, 18" x 8.5" front and 19" x 10.0" rear Tires, P245/40ZR18 front and P285/35ZR19 rear, run flat¹⁶ summer-only</p>	S	—
 <p>Wheels, Silver-painted aluminum, 19" x 8.5" front and 20" x 10" rear Tires, P245/35ZR19 front and P285/30ZR20 rear, run flat¹⁶ summer-only</p>	—	S
 <p>Wheels, 5-spoke, chrome aluminum, 18" x 8.5" front and 19" x 10.0" rear Tires, P245/40ZR18 front and P285/35ZR19 rear, run flat¹⁶ summer-only</p>	A	—
 <p>Wheels, 5-spoke, machined-face aluminum, 18" x 8.5" front and 19" x 10.0" rear Tires, P245/40ZR18 front and P285/35ZR19 rear, run flat¹⁶ summer-only</p>	A	—
 <p>Wheels, chrome aluminum, 19" x 8.5" front and 20" x 10" rear Tires, P245/35ZR19 front and P285/30ZR20 rear, run flat¹⁶ summer-only</p>	—	A
 <p>Wheels, Black aluminum, 19" x 8.5" front and 20" x 10" rear Tires, P245/35ZR19 front and P285/30ZR20 rear, run flat¹⁶ summer-only</p>	—	A

S = Standard, A = Available, — = Not Available

PACKAGES

TRIM LEVEL	1LT	2LT	3LT
(Z51) Z51 Performance Package (larger wheels/tires/brakes/enhanced cooling/ELSD/dry sump oil system/performance gear ratios/performance suspension)	A	A	A
(C2Q) Two Top Package (base and transparent)	A	A	A
(C2M) Alternate Two Top Package (visible carbon-fiber and transparent) ¹⁷	—	A	A
Carbon-Fiber Interior Package (carbon-fiber interior trim plate)	—	A	A
(IWE) Custom Suede-Wrapped Upper Interior Trim Package (requires 3LT; includes sunvisors, rear header trim, quarter window, front header trim, headliner, A-pillar trim)	—	—	A

S = Standard, A = Available

¹⁶ Do not use summer-only tires in winter conditions, as it would adversely affect vehicle safety, performance and durability. Use only GM-approved tire and wheel combinations. Unapproved combinations may change the vehicle's performance characteristics. For important tire and wheel information, go to gmaccessorieszone.com or see your dealer.

¹⁷ Transparent or Visible Carbon-Fiber roofs are available as separate options.



10 STEPS TO ORDER



FOLLOW THESE 10 STEPS TO ORDER CORVETTE STINGRAY:

1. SELECT COUPE OR CONVERTIBLE
2. SELECT STANDARD, Z51 PERFORMANCE PACKAGE OR Z51 PERFORMANCE PACKAGE WITH MAGNETIC RIDE CONTROL¹⁸
3. SELECT TRIM PACKAGE LEVEL 1LT, 2LT OR 3LT
4. SELECT COLORS (EXTERIOR/INTERIOR/CONVERTIBLE TOP)
5. SELECT WHEELS (SILVER, BLACK, MACHINED, CHROME)
6. SELECT SEATS (GT OR COMPETITION SPORT,¹⁹ LEATHER OR SUEDE)
7. SELECT TRANSMISSION: SEVEN-SPEED MANUAL WITH ACTIVE REV MATCHING OR SIX-SPEED AUTOMATIC WITH PADDLE SHIFT STANDARD OR DUAL-MODE EXHAUST
8. SELECT COUPE ROOF PANEL (PAINTED CARBON-FIBER, TRANSPARENT, VISIBLE CARBON-FIBER OR DUAL ROOF PACKAGES)
9. SELECT NAVIGATION (STANDARD ON 3LT)
10. PERSONALIZATION OPTIONS (CALIPER COLORS, SUEDE-WRAPPED UPPER TRIM, CARBON-FIBER INTERIOR TRIM, CARBON FLASH PAINTED SPOILER AND MIRRORS – Z51)



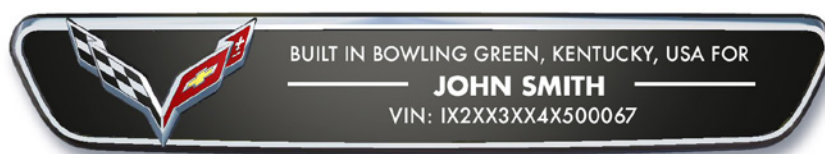
¹⁸ To order Z51 in Order Workbench, dealer must select model code 1YX07 (Coupe) or 1YX67 (Convertible).
¹⁹ The Competition Sport seats will be available approximately four months after the Coupe model begins production.

UNIQUE DELIVERY OPTIONS

(BV4) CORVETTE STINGRAY PERSONALIZED PLAQUE

Personalization is what makes each Corvette Stingray unique. The ultimate personalization is to have your name displayed within your new Corvette Stingray to acknowledge it was ordered to your specifications. With the Corvette Stingray Personalized Plaque option (RPO: BV4), the customer receives a factory-installed plaque featuring their name, VIN and Corvette crossed flags in the front center console of the dash (replaces the standard plaque).

This option is only available with a sold customer order. The dealer will be contacted after the order is accepted for production and assigned a targeted production week to confirm plaque information.



(R8C) NATIONAL CORVETTE MUSEUM DELIVERY PROGRAM

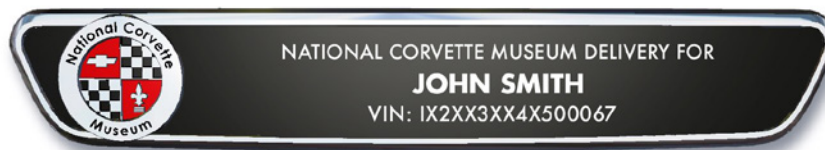
New owners can add to the excitement of all the 2014 Corvette Stingray has to offer with the National Corvette Museum Delivery (NCM) Program (RPO: R8C and Ship to BAC Code of 184590). This option for sold customer orders only must be specified at the time the order is submitted for production.

After a target production week has been assigned, the National Corvette Museum will contact the Chevrolet dealer and/or the customer to set up an acceptable delivery date (this will occur approximately two weeks prior to the target production week, allowing ample time for the customer to make travel arrangements). Customers must arrive at the NCM with the following items before a delivery can take place:

- A License Plate or Temporary Tag
- Proof of Ownership
- Proof of Insurance
- Valid Operator's License

Customers can bring up to three additional guests to the delivery. They will be welcomed with signs commemorating the event and will be given a VIP tour (when available) where they can see their Corvette on display. A thorough delivery presentation of their new vehicle is performed, followed by a drive-off ceremony. Visit corvettemuseum.org for further details on the NCM Delivery Program and other unique build experience programs.

Customers who take advantage of the NCM Delivery Program will also receive a personalized, factory-installed plaque with their name and NCM logo located in the front console area of the dash, that commemorates the Museum Delivery (replaces the standard plaque).



CHEVROLET MYLINK™

The 2014 Corvette Stingray features Chevrolet MyLink™²⁰ with an enhanced, smartphone-inspired interface that is useful and intuitive. It was designed to minimize distractions by allowing the driver to keep his or her hands on the wheel and eyes on the road. Here are some key features and tips to help you get the most out of your experience with the MyLink System.



KEY MYLINK FEATURES:

- 8-inch LCD central display touch-screen (that lowers for device storage with USB port inside)
- Integrated 8-inch color reconfigurable DIC display
- 3-D navigation
- Smartphone connectivity
- Bluetooth®²¹ for phone and audio
- Pandora® Internet Radio²²
- Natural language voice recognition
- Gesture recognition
- App Tray customization
- Customizable favorites
- HD Radio™
- MyMedia (creates one playlist from multiple devices via USB port only)

TIPS FOR USING MYLINK

PAIRING A PHONE

The first step to using MyLink is to pair your smartphone by Bluetooth or USB²³. From the main menu, enter the [PHONE] menu and select [PAIR DEVICE]. Follow the prompts on the screen and on your smartphone to pair your device. You can also begin the process by voice command, such as “pair” or “pair phone.”

USING VOICE RECOGNITION

Natural language voice recognition allows you to place phone calls, select music and more using conversational commands, such as “Call home” or “I want to listen to 88.7.” Press and hold the push-to-talk button on the steering wheel and wait for the prompt to begin speaking.

ENTERING A DESTINATION IN NAVIGATION

Press the [NAV] button to access the navigation application. From there, select [DESTINATION]. There are multiple methods to enter a destination:

Select [VOICE] to go to a list of valid commands on screen; select [VOICE] again to initiate dialogue with the system

Select [ADDRESS] to go to an alphanumeric keypad to type an address, intersection, highway or freeway entrance ramp

Select [RECENT] to enter a recently programmed or saved destination

Note: You can also press the OnStar® button and have an advisor download a destination into your navigation system while driving.

²⁰MyLink functionality varies by model. Full functionality requires Bluetooth and smartphone, and USB connectivity for some devices.

²¹ Go to gm.com/Bluetooth to find out which Bluetooth phones are compatible with the vehicle.

²²Data plan rates apply.

²³Not compatible with all devices.



CANCEL A ROUTE IN NAVIGATION

If your vehicle is equipped with navigation, there are two ways to cancel a route in progress. Select the [MENU] button within the navigation screen on the touch-screen and select [CANCEL ROUTE] or, using the steering wheel-mounted buttons, select [END ROUTE] within the cluster menu.

STREAMING AUDIO USING PANDORA

To stream audio using Pandora, you must first download the app to your smartphone and register (free or paid options available). Once you've used the app to create some stations on your smartphone, use the [PANDORA] icon on the vehicle touch-screen to browse music.

NOTE: Your smartphone must be paired with MyLink in order to stream audio. iPhone®²³ devices must be connected via USB. Data plan rates apply.

USING THE CLUSTER DISPLAY

Many of the features on your touch-screen display can be accessed using the display within the Driver Information Center (DIC). Use the steering wheel-mounted up, down, left, right and middle select buttons to navigate menus within the cluster.

CUSTOMIZATION

The App Tray can be customized so you can easily access your most commonly used features. To customize the App Tray, press and hold an icon until a bracket surrounding the icon appears, and then drag the app to the App Tray.

You can also customize your system by storing up to 60 favorite songs, genres, albums, artists and contacts. Simply press and hold a favorite button and select the item you wish to store.

NEED HELP WITH INFOTAINMENT FEATURES? ASK AN ONSTAR® ADVISOR



CORVETTE STINGRAY COUPE

ROOF PANEL OPERATION

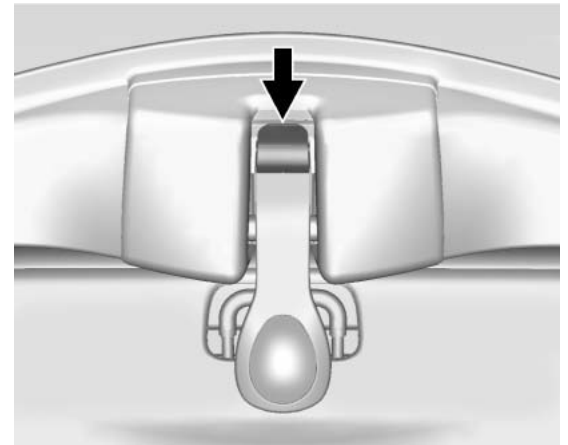

You can remove, install and store the roof panel of Corvette Stingray by using the following procedures. Please note, if the roof panel is dropped or rested on its edges, it may damage. Always place it in the rear storage compartment of Corvette Stingray.

REMOVING THE ROOF PANEL

1. Park the vehicle and lower both sun visors
2. Remove any items that may interfere with storage in the rear compartment
3. Lower the windows


Note: There are two release latches on the front and one release latch on the rear of the roof panel.
4. Pull each front lever outward
5. Press the button on the rear lever and pull down the lever
6. Lift the front edge of the panel up and forward out of the roof opening

Note: If necessary, have someone stand on the other side. Together, carefully lift the front edge of the roof panel up and forward. Avoid dropping the rear edge downward.




STORING THE ROOF PANEL

1. Turn the roof panel so that the front edge of the panel is facing the front of the vehicle
2. Insert the front of the roof panel so that the indents lay on top of the receivers
3. Line up the rear roof panel pins so that they drop into the receivers on the back of the storage area
4. Press down firmly to seat the pins in the rear receivers



INSTALLING THE ROOF PANEL

1. Park the vehicle and remove the roof panel from the rear storage compartment
2. With all levers in the open position, place the rear edge of the panel on the back of the roof opening and align the pins with the openings in the weather strip
3. Lower the front edge of the panel
4. Turn each front lever inward to lock the front latches
5. Push the rear lever back and up to lock the rear latch



Note: After installing the roof panel, always check that it is firmly attached by pushing up on the underside of the panel.



